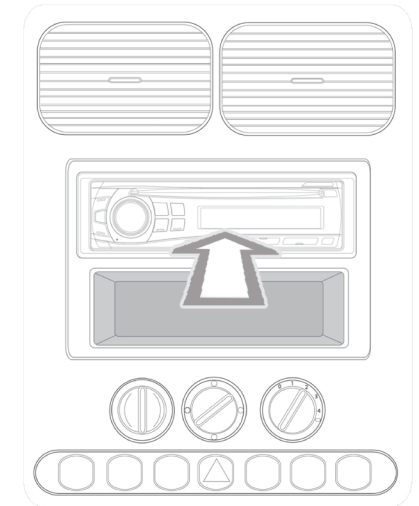
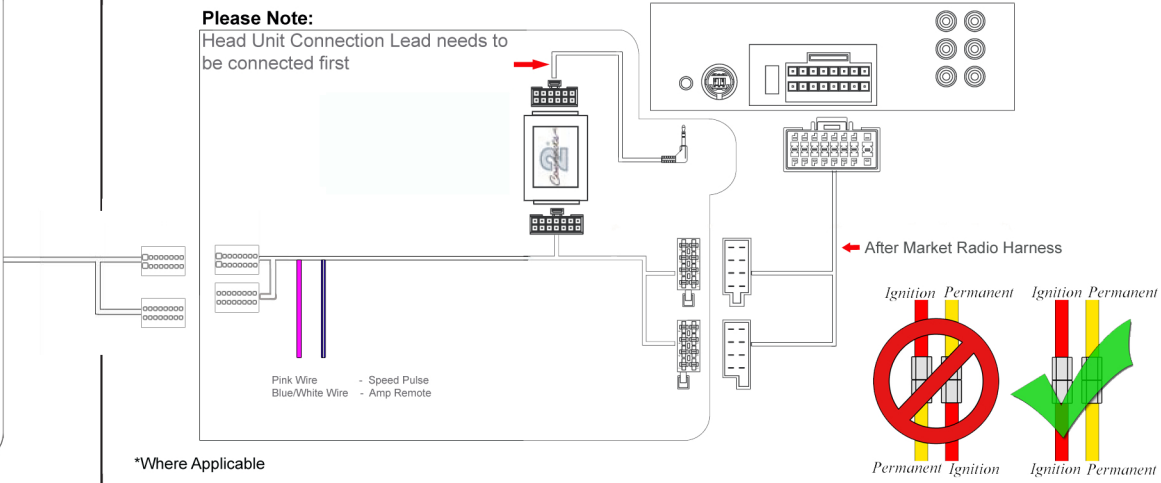
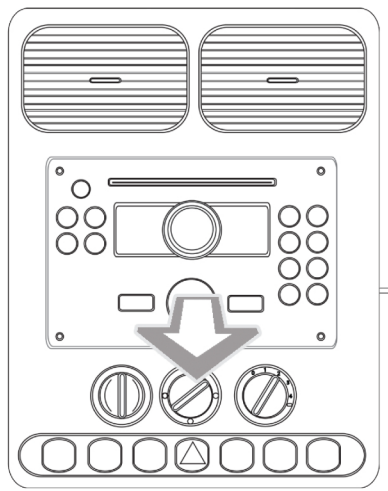


# Installation Guide

Part No: CTSKI007.2 Kia Can-Bus Steering Wheel Control Interface

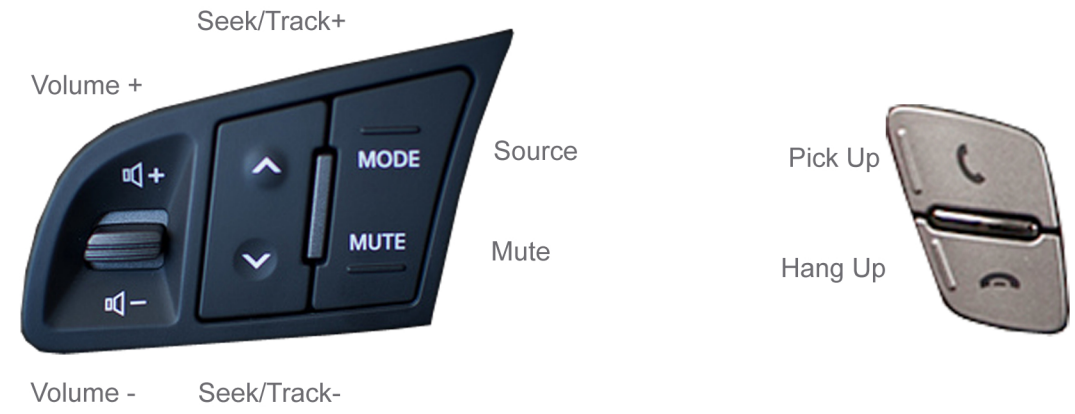


## Vehicle Compatibility:

Kia Soul 2010>  
Amplified



## Steering Wheel Control Functions



\* Note All Dates are guide lines only as specifications of vehicles change

# Installation Guide

Part No: CTSKI007.2 Kia Can-Bus Steering Wheel Control Interface

---

## **To adjust Fader:**

1. Press and hold SOURCE button on the steering wheel for 10 seconds. The audio will mute when the fader menu has been entered.
2. To adjust the fader, use the track up and down button on the steering wheel.
3. To exit the fader menu, press the SOURCE button briefly. Exit from this mode will be confirmed by the audio muting twice. The steering wheel buttons will revert back to normal functions.