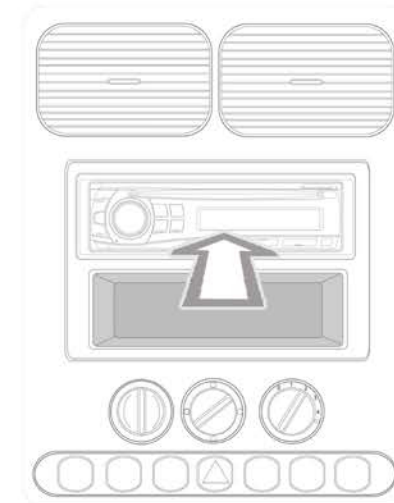
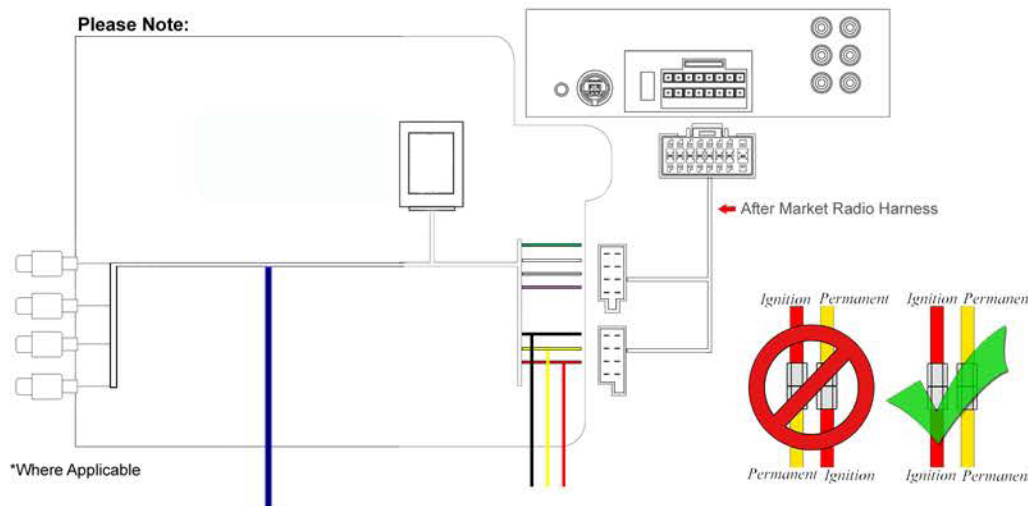
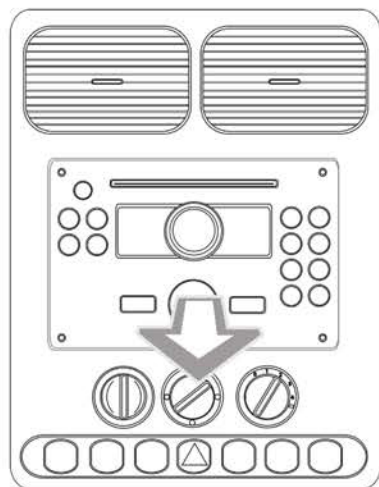


# Installation Guide

Part No: CT53-UN02

Universal Active System Adaptor



Yellow Wire - Connect to Battery from car and to the Battery connection of the aftermarket radio

Red Wire - Connect to Ignition live from car and to the ignition of the aftermarket radio

Black Wire - Connect to Ground / Earth and to the Ground / Earth of the aftermarket radio

White Wire - Connect to Front Left Speaker positive of the aftermarket radio

White / Black Wire - Connect to Front Left Speaker Negative of the aftermarket radio

Grey Wire - Connect to Front Right speaker positive of the aftermarket radio

Grey / Black Wire - Connect to Front right speaker negative of the aftermarket radio

Green Wire - Connect to Rear Left speaker positive of the aftermarket radio

Green / Black Wire - Connect to Rear Left speaker negative of the aftermarket radio

Purple Wire - Connect to Rear Right speaker positive of the aftermarket radio

Purple / black Wire - Connect to Rear Right speaker negative of the aftermarket radio

Blue / Black Stripe Wire - Aftermarket amplifier remote out, provided for connection to additional aftermarket remote if fitted  
(not required for factory amplifier)